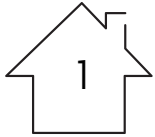
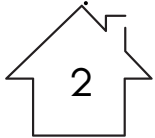


# THE *home* BUYING PROCESS



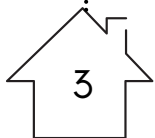
## Pre-Approval

- Meet with a lender
- Determine the Right Mortgage
- Get a pre-approval letter



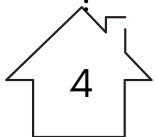
## Search & Showings

- Begin your online home search
- We will set up showings
- Go View the homes you are interested in



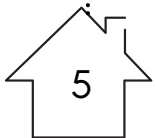
## Offer & Negotiation

- Research comparable comps with agent
- Put in a strong offer
- Negotiate the terms of the contract



## Escrow

- Deposit Earnest Money
- Complete loan application within time frame of the contract



## Inspections

- Schedule inspections
- Negotiate any repair requests and issues from inspection



## Financing

- Order appraisal
- Obtain homeowners insurance
- Receive clear to close from lender



## Closing

- Perform final walk-through before closing
- Sign closing documents
- Get your keys and celebrate buying your home



**VIDYA VADAKOOT**  
YOUR LOCAL REALTOR®



425.588.5660 cell



425.454.0911 office



info.teamvidya@gmail.com

Congratulations on taking the first step of the home buying process! This guide is a brief summary of the timeline for purchasing your home. Remember, as your Real Estate Agent, I will be there to be sure you feel confident during each step of this process.